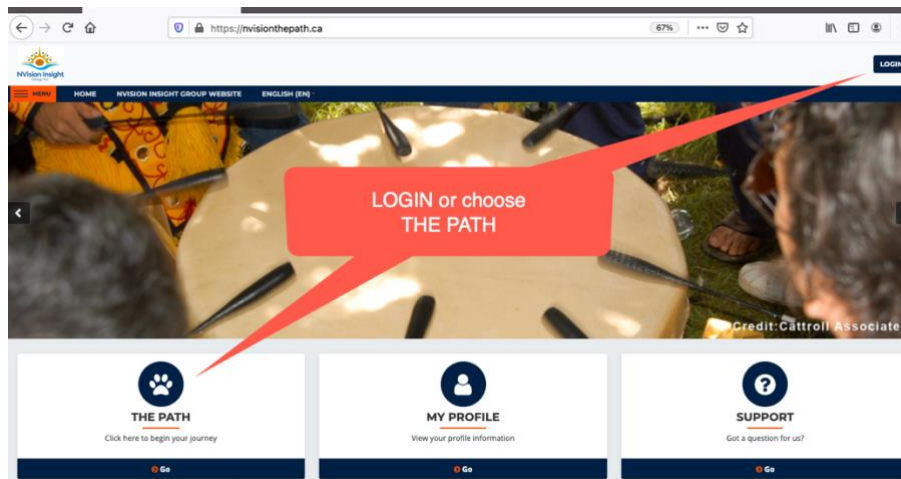




QUICK START GUIDE: The Path

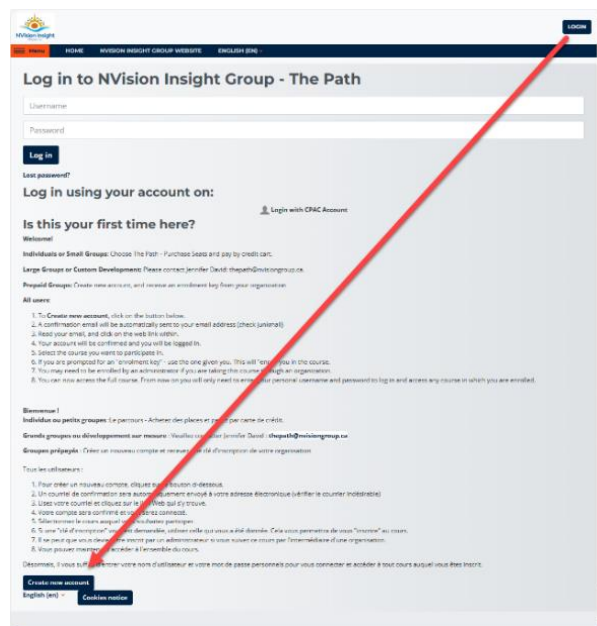
1. Open your Web browser, and type in the address bar, or click on: <https://nvisionthepath.ca/>

Click **LOGIN** or **THE PATH**. See *Option 1* and *Option 2* below.



Option 1: Don't have an account yet?

LOGIN prompts you to **Create new account**



Option 1: Create new account



Write down your username and password on a piece of paper and keep it in a safe place.

- Example of a good username for Jane Smith: **jane.smith**
- Example of a good password: **B1gweather#**
- Email address chosen, will also be where you receive an account confirmation email, and will be used for password recovery.

The screenshot shows a registration form titled "Choose your username and password". The form includes the following fields and instructions:

- Username***: (highlighted in yellow)
- Password***: (highlighted in yellow). A red callout box points to this field with the text: "Create a password on paper, using the rules above, then enter here. Alternately, create the password in Word, or any other computer application, and then copy/paste here to ensure there are no mistakes."
- More details** section:
 - Email address***:
 - Email (again)***: (highlighted in yellow). A red callout box points to this field with the text: "Use your e-mail address. If you do not have one, create a free e-mail address from a provider such as Google."
 - First name***:
 - Surname***:
 - City/town**:
 - Country**:
- At the bottom, there are two buttons: **Create my new account** and **Cancel**. A red callout box points to the "Create my new account" button with the text: "When all the fields have been completed, choose Create my new account".

LOGIN and Enrolment key tip

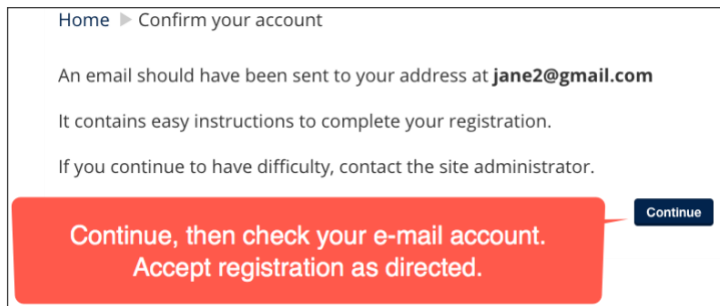
Your password, and the Enrolment key (used to enter course) must be entered exactly as you see them. They are case sensitive, and the password must also have at least one number, and one character.

An option is to use copy/paste. If this does not work, count the characters. In the process of copying, your mouse may include an extra blank space at the end. If there are too many characters, back space once, then press Enter/Return.



A confirmation message will be sent to e-mail address used for registration.

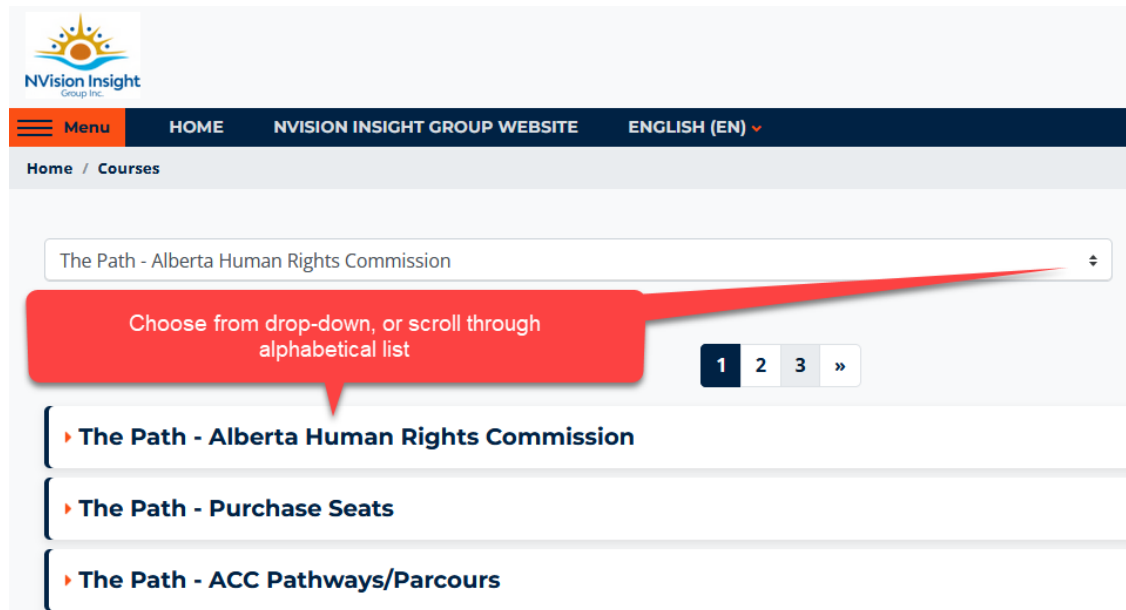
(Note: the confirmation email may get filtered into your Spam or Junk mail)



Didn't receive a confirmation email, and it's not in Spam or Junkmail?

Contact technicalhelp@nvisionthepath.ca

Option 2: Already have an account? Click on **LOGIN** or **THE PATH**.
Choose your organization from the list after logging in.






2. Within each organization, there may be multiple versions of The Path. You may also choose by language, if provided (French or English). Click on the course name, or the Click [HERE](#) to begin text.


▼ **The Path - Law Society of Manitoba**

The Path 2023 - Your Journey Through Indigenous Canada



The Path 2023 is a 6-module online course on the history and contemporary realities of First Nations, Inuit and Métis in Canada.


Click [HERE](#) to begin



3. Copy and paste the **enrolment key provided to you** into the Enrolment key box. Once enrolled, the key is no longer needed, and will not be asked for again as long as the correct version of The Path has been selected.

Enrolment options

The Path 2023 - Your Journey Through Indigenous Canada 🔍



The Path 2023 is a 6-module online course on the history and contemporary realities of First Nations, Inuit and Métis in Canada.

Click [HERE](#) to begin

▼ **LSM Enrolment**

Enrolment key

Enrol me

4. Once enrolled, the course will open, and you will receive an email welcoming you to The Path.



- The course opens with the Welcome page, Module 1, and HELP, FAQ. When Module 1 has been completed with 80% or better, Module 2 will automatically appear in the menu. Each subsequent module (six in total) open on completion of the current module.

A completion survey and certificate link will open on completion of all six modules.

The screenshot shows the course interface for 'The Path' on the NVision Insight website. The page includes a navigation menu with 'HOME', 'NVISION INSIGHT GROUP WEBSITE', 'ENGLISH (EN)', and 'MY COURSES'. Below the menu, there are links for 'Course' and 'Grades'. The main content area features a horizontal menu with buttons for 'Welcome - Start Here', 'Module 1: Name Calling', 'Module 2: Land and Stories', 'Module 3: Canada's Colonial Hist...', 'Module 4: Contemporary Realities', 'Module 5: Relationship Building', 'Module 6: Towards Truth and Rec...', 'Survey, Certificate', and 'HELP, WORKBOOK, SCRIPTS, FAQ'. The main banner displays the course title 'The Path' and the subtitle 'Your Journey through Indigenous Canada'. A large orange button at the bottom says 'Click HERE to begin'. Red callout boxes provide the following instructions:

- 'Lost? Use these links' points to the 'Course' and 'Grades' links.
- 'Click on pull-down menu for account preferences and to log' points to the user profile 'Jane Moodler JM'.
- 'Important resources' points to the 'HELP, WORKBOOK, SCRIPTS, FAQ' link.
- 'All modules show once Welcome - Start Here has been completed' points to the 'Welcome - Start Here' button.
- 'Becomes visible once at least five modules completed. Certificate available for download when all six modules are passed.' points to the 'Survey, Certificate' link.
- 'Click to open Welcome - Start Here' points to the 'Click HERE to begin' button.